




endurisTM
2018

TABLE OF CONTENTS

Mission, Values, Purpose	2
About Enduris	3
Chair Message	4
Diversity	6
Key Financial Indicators	8
Highlights	8
Liabilities	10
Net Position	11
Contributions	12
Major Expenses by Category	14
Comparative Balance Sheet	18
Comparative Statement	19
Coverage Summary	20
Risk Services Summary	22
Membership List	23
Enduris Board of Directors	29
Enduris Staff	29



Mission, Values, Purpose

Mission

To provide financial protection, broad coverage, and risk management services responsive to members' needs.

Values

We enjoy opportunities to address our member's needs.

We have a genuine appreciation for the services public entities provide to our communities.

We deliver professional quality results.

We take ownership in knowing the success of Enduris depends on our respect for one another.

Purpose

To provide reliability in a risky world.

ABOUT ENDURIS

Enduris is the leading risk pool in the state of Washington for special purpose districts.

With a passion for service, we provide coverage and risk management solutions that are comprehensive and uncomplicated. Membership in Enduris includes 547 local government/special purpose districts that "pool" resources to share risk and reduce cost. By blending the risk exposures of a diverse membership and combining members total insured values, Enduris uses its massive purchasing power to secure reinsurance from the commercial market and pass the savings along to members. As the risk management arm of its members, Enduris manages claims and provides a broad array of in-depth loss control services, training, and risk consultation. We provide stability in the midst of uncertainty, allowing members to focus on fulfilling their missions by serving their communities.

We are reliability in a risky world.

POOL

RESILIENCE

CHAIR MESSAGE

On behalf of the Board of Directors and Enduris staff, we are happy to present the annual report for Policy Year (PY) 2018.

The term resilience means the ability to overcome adversity and continue to move forward. During the past policy year, Enduris has shown resiliency and bounced back from record claims in the previous two years. We are mindful that claims and losses are not in our control but are proud that Enduris has shown that working together as a team – members, staff, and service providers – we can and will continue to weather those challenges together.

Enduris continues to realize modest growth in membership. There were 547 members during PY 2018 representing 17 entity types in every county in the state. Annual contributions exceeded \$13 million and total insured value reached \$3.8 billion.

Enduris' mission is ensuring long term financial protection and stability of the Pool. After utilizing the member net equity fund to pay for unprecedented claims over the past three years, we asked ourselves what is the best way to rebuild the fund to ensure long term financial protection to members. Swinging the pendulum back to center in order to recover from some difficult claims years was paramount for the Board of Directors. In PY 2018, the Pool

was able to add to the member net asset fund, ending the policy year with a balance of more than \$10 million.

The focus in PY 2018 was our continued commitment to members through robust risk management services and training along with timely and efficient claims handling. Providing value added benefits to prevent and mitigate risk and prevent losses is a priority. To meet member risk management needs, the Enduris staff facilitated 97 risk management trainings. We continue to contract with Municipal Research and Services Center (MRSC) to serve as a resource for members when they have questions regarding policy or operations.

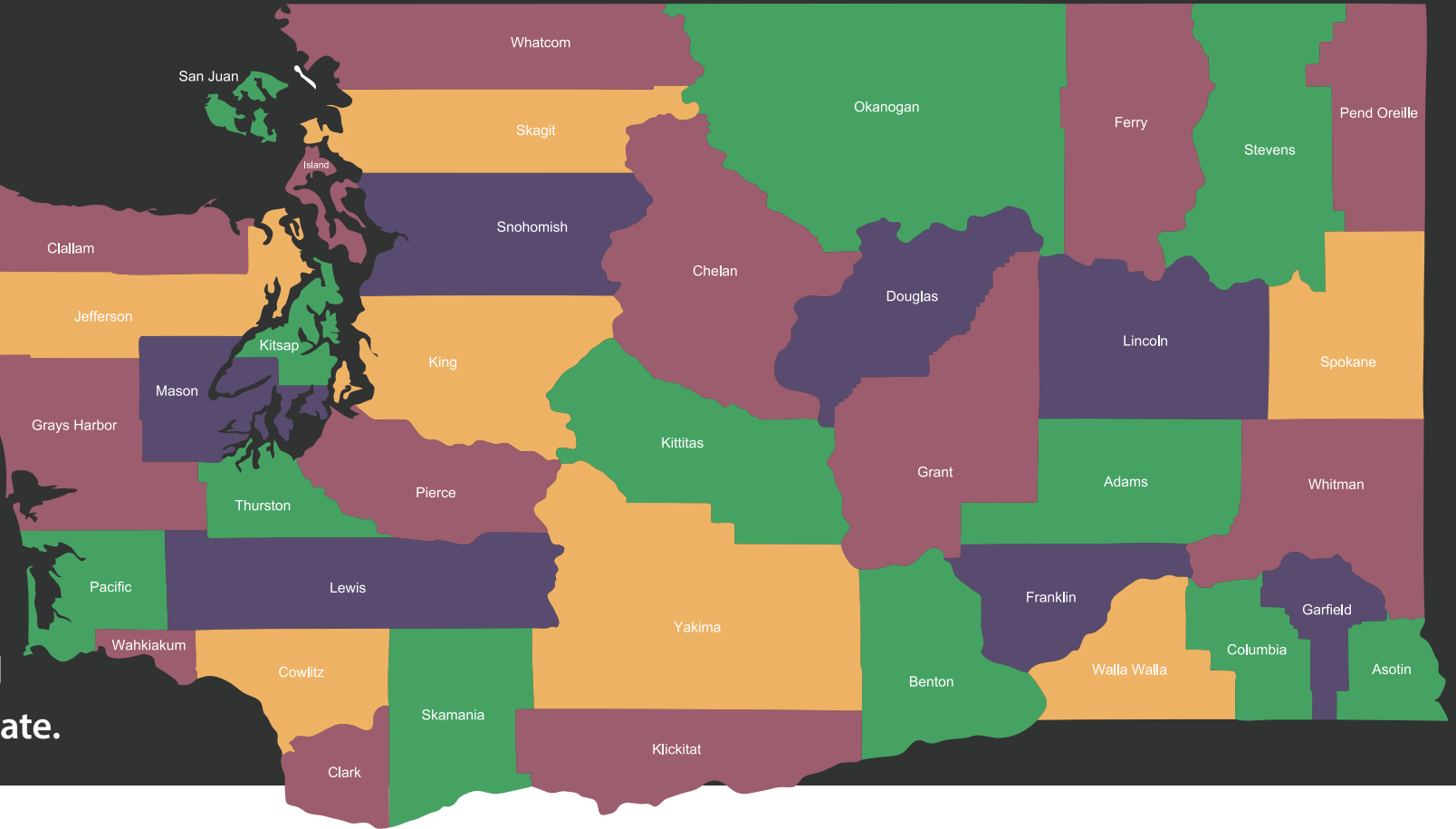
Throughout PY 2018 the claims department managed 358 open claims for members. We are excited about the implementation of the data management system, Origami Risk, as it will allow for improvements and efficiencies in the claims process for members. Providing timely and responsive claims administration continues to be our strength.

The Board of Directors and staff are dedicated to providing members with professional services and broad coverages. We are proud that Enduris provides consistent and dependable results to members.

Thank you for continuing to choose Enduris and allowing us to provide reliability in a risky world.



Enduris is comprised of 547 members representing 17 different special purpose districts and are located in all 39 counties of Washington State.



Membership diversity is a key element to the long-term success and viability of the Pool. By maintaining different member types, we are able to spread risk across a variety of exposures and properties. The various geographic locations across the state reinforces pool diversity because different regions react differently to the same event, or they don't experience the same events.

Aging and Behavioral Health	10	Mosquito Control	13
Cemetery	20	Parks and Recreation	32
Clean Air	7	Port	60
Conservation	45	Public Development	8
Diking and Drainage	33	Public Facility	15
Fire	141	Public Health	10
Irrigation and Reclamation	43	Water and Sewer	68
Library	14	Weed Control	11
Miscellaneous	17		

DIVERSITY

KEY FINANCIAL INDICATORS

The financial information contained in this report is unaudited. Upon completion of our audit, performed by the Washington State Auditor’s Office, the Enduris (Pool) audited annual report will be posted to the Pool’s website. We encourage you to refer to the audited annual report which includes a detailed discussion and analysis, complete financial statements including notes to the financial statements and required supplementary information.

HIGHLIGHTS

During fiscal year (FY) 2018, Enduris added 11 new members representing approximately \$249,000 in new annual contribution dollars. Members are added throughout the year and pay a prorated contribution for the year they join Enduris. The full value of the new contributions will be recognized in FY 2019.

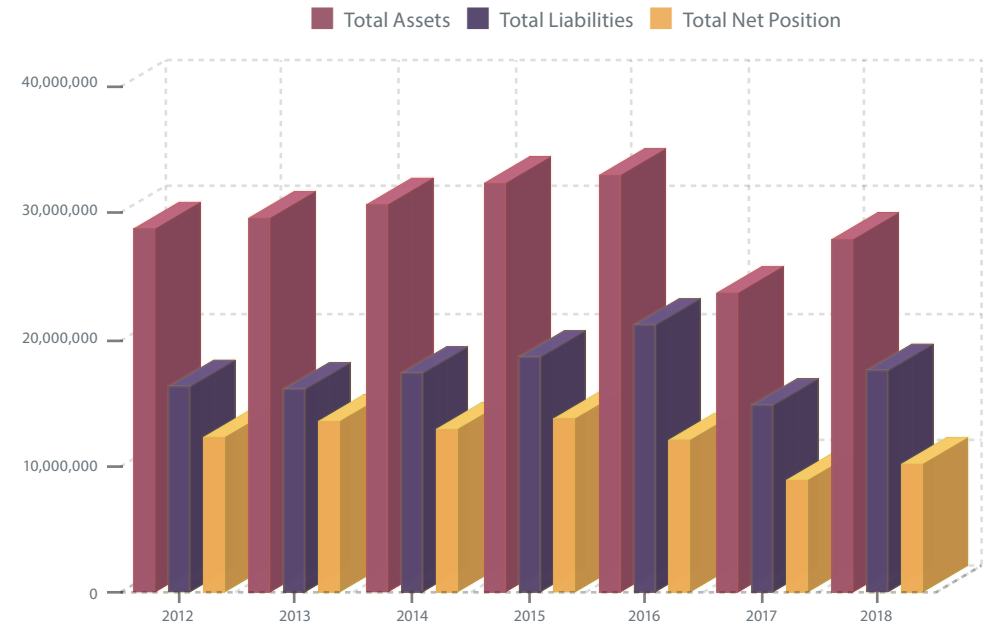
Enduris continues to meet the solvency standards established by Washington Administrative Code (WAC) 200-100-03001.

Enduris is funded in excess of the 95% confidence level as it relates to claim reserves. WAC 200-100-03001 requires a minimum of 80% confidence level.

Enduris’ overall financial position improved during FY 2018 with a \$1,182,992 increase in net position.

Enduris had 99.27% retention for the FY 2018 membership renewal.

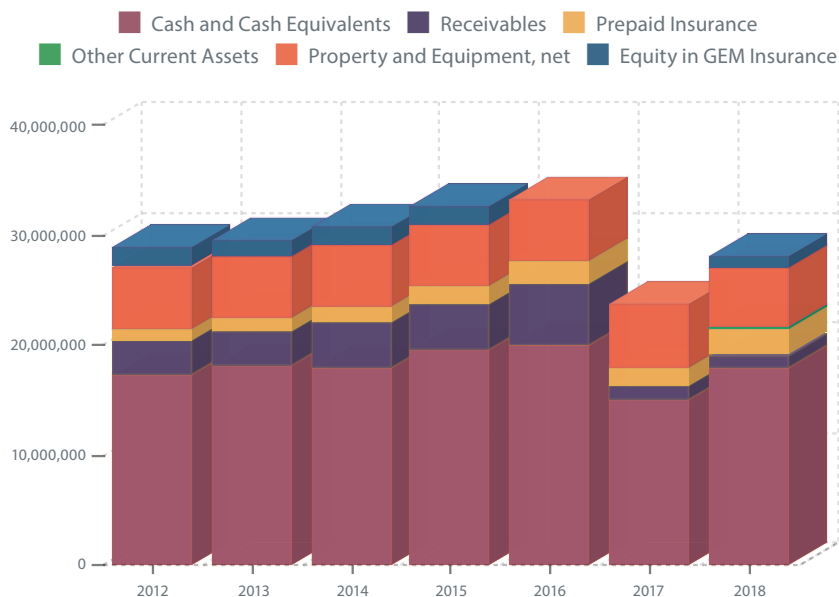
FINANCIAL POSITION



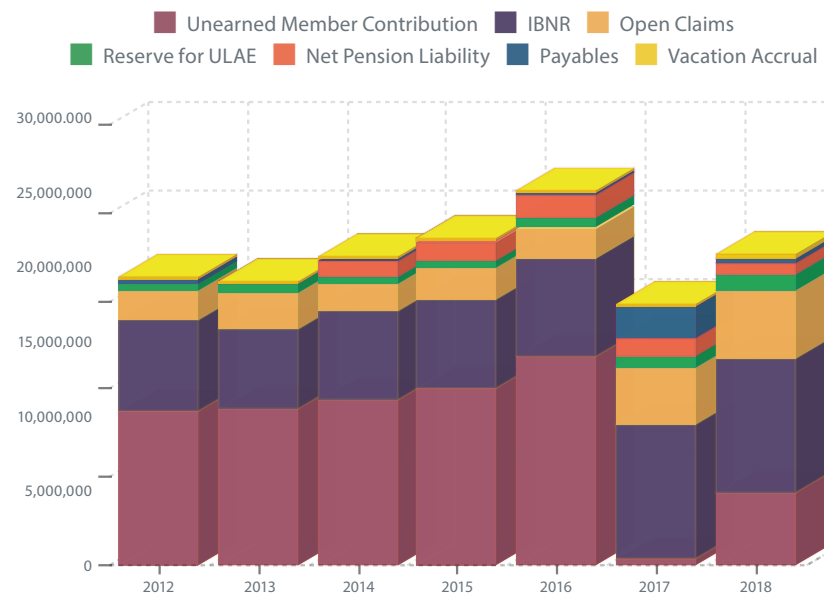
Financial solvency is dependent on Enduris’ assets, the principal of which are cash and cash equivalents. A strong cash flow is necessary to meet the Pool’s regular financial obligations (claim payments, operating expenses), and is also required to meet the solvency standards established by the State Risk Manager. Solvency standards require risk pools to maintain certain financial reserves in order to ensure that claims are funded. Current standards require primary assets in excess of claim reserves at the expected level as determined by the actuary. The test is measured by a simple ‘pass or fail’. Since inception of the standards, Enduris continues to pass the primary and total asset tests as defined by the State Risk Manager.

Total assets increased by \$4.3 million at fiscal year-end 2018 to \$28.0 million, compared to the prior year. Cash increased by \$2.9 million due to the severity of claim payments and the timing of member contribution receipts for PY 2019 renewal invoices (unearned member contributions). The remaining increase results from a \$0.5 million increase in prepaid insurance due to the higher cost of reinsurance for PY 2019 and the reinstatement of the Pool’s \$0.9 million Initial Surplus Contribution in GEM as a non-current asset.

POOL ASSETS



POOL LIABILITIES



LIABILITIES

Total liabilities of the Pool increased by \$2.8 million at fiscal year-end 2018 compared to the prior year, for a total of \$17.9 million. Enduris’ main liabilities are claim reserves. Coverage with Enduris is an occurrence-based form. Occurrence-based form can mean that claims incurred in prior years often are reported and paid in future years. Because we use occurrence form and because of accounting principles, the Pool establishes reserves for claims incurred that we won’t find out about until sometime in the future. These reserves are called IBNR, incurred but not reported. We also set claim reserves for claims reported that have not been paid. These reserves are called open claims. IBNR, open claims, and unallocated loss adjustment expenses (ULAE) are collectively called claim reserves. The estimate for claim reserves is evaluated annually by the Pool’s actuary Aon Global Risk Consulting (AON). The estimate is based on several complex factors, and as such will vary. Membership growth can affect the claim reserves established by AON, as well as loss history. The Pool carefully vets new members to minimize unexpected claim exposure. Additionally, we actively work with the membership to mitigate risk through an array of customized loss control services. Claim reserves increased \$0.8 million.

Unearned member contributions which increased to \$3.8 million are cash payments that have been received from members for the upcoming policy renewal period beginning September 1st that will be recognized in the subsequent fiscal period.

Accounts Payable and accruals decreased \$1.5 million and the Net Pension Liability decreased \$3.7 million.

NET POSITION

In FY 2005, the Board established a policy to target and increase net position by 5% of contribution revenue each year. One of the motivating factors behind the policy was to build net position to absorb the fluctuations inherent in risk pools, as well as unexpected events, to protect the membership and maintain stable rates. This strategic planning by the Board of Directors over 10 years ago provided the necessary cushion to absorb the unfavorable loss development we have experienced in the last three years.

Enduris’ net position increased \$1.2 million in FY 2018 to \$10.1 million. The Pool’s operating loss equaled \$0.02 million and non-operating income was \$1.2 million. The operating loss was driven by higher than expected claim expenses. Non-operating income consists of \$0.23 million interest and investment income and the \$0.98 million change in equity in GEM.

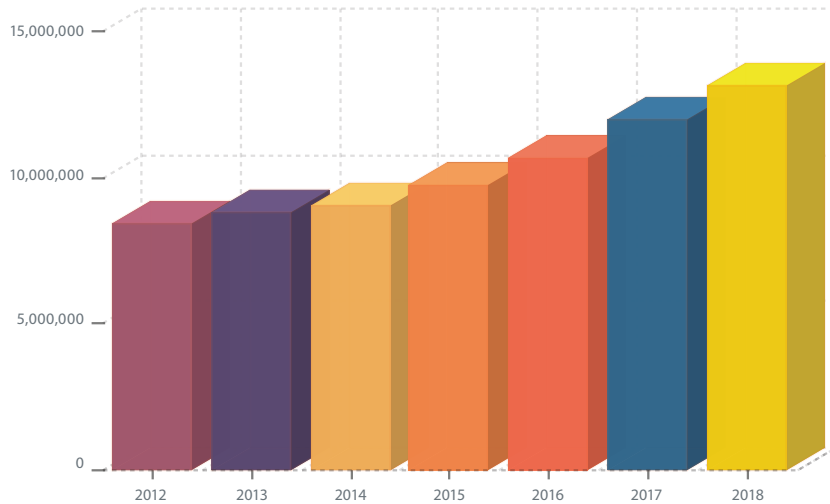


CONTRIBUTIONS

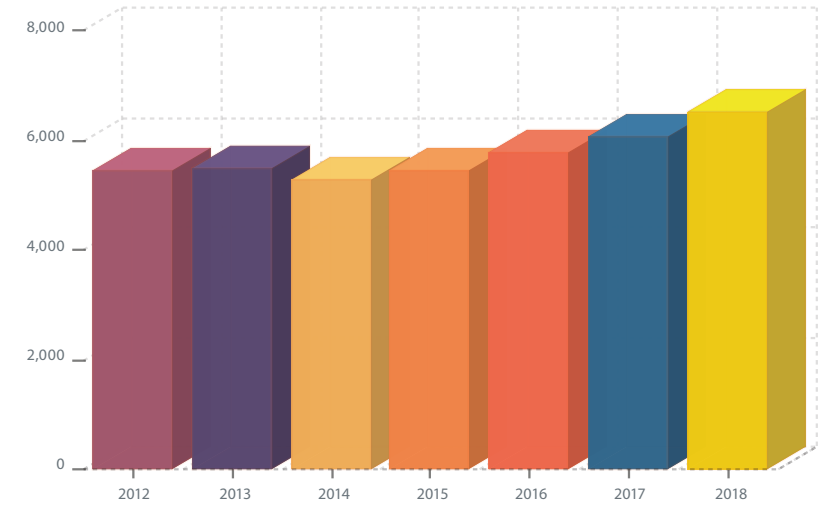
Revenue for operating the Pool comes primarily from member contributions and equalled \$13.2 million in FY 2018. Base rates increased 2.9% for PY 2018 and are applied to exposures to calculate member contributions. Except for fire districts, liability exposures for all members are the worker and volunteer hours reported to the Department of Labor and Industries (L&I). Fire district exposures are their annual number of emergency runs. The concept for the liability exposure base is simple: the number of worker hours/emergency runs represents a quantitative measure of risk. Property exposures are members' total insured value (TIV). As a member of Enduris, properties are insured at replacement cost or stated value. Auto physical damage (APD) coverage is actual cash value or replacement cost. Base rates are adjusted to factor in loss experience on an individual member basis.

Contribution revenues have increased steadily each year and are a result of membership growth, member exposure increases, base rate increases and rate experience adjustments.

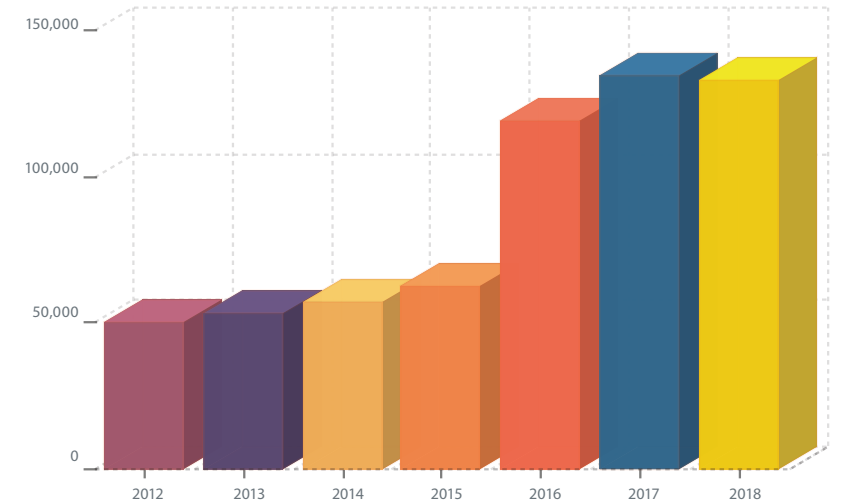
CONTRIBUTION REVENUES



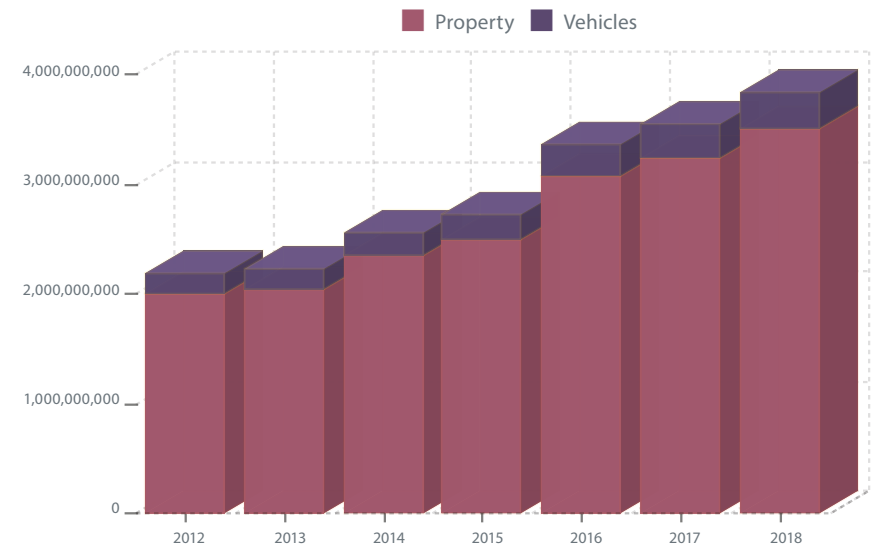
EXPOSURES - L&I HOURS



EXPOSURES - EMS RUNS



TOTAL INSURED VALUES

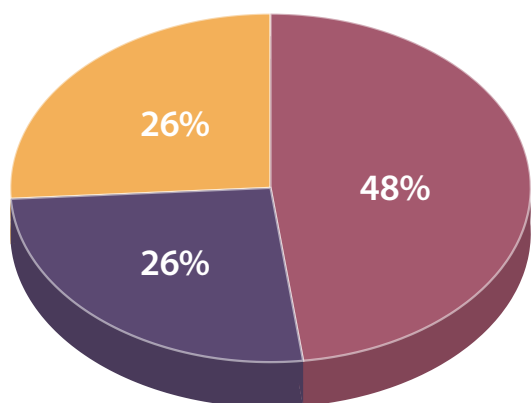


MAJOR EXPENSES BY CATEGORY

Pool expenses can be broken down into three general categories: claim expenses, reinsurance premiums, and administration expenses. The Pool’s operational expectation is that claim expense and reinsurance premiums should be less than 75% of total operating expenses. Enduris met this expectation with claims and reinsurance totaling 74% this year.

FY 2018 EXPENSES

■ Claim Expense ■ Administration ■ Reinsurance

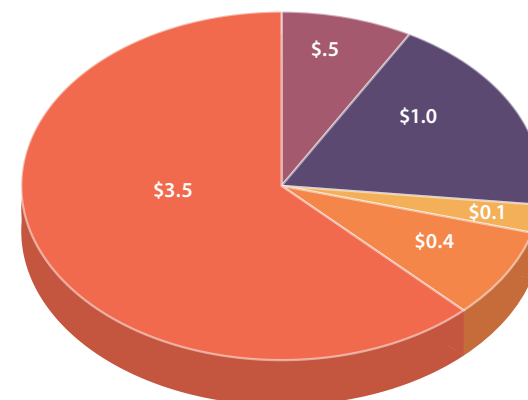


Claim expense reported in the financial statements represent the total estimate for cost of claims incurred during the year, plus or minus any adjustments to claim reserves for claim costs related to prior years. Fiscal year 2018 claim expense of \$6.3 million includes a favorable adjustment for prior year claim costs of \$1.1 million. Fluctuations in claim expense have the greatest financial impact on the Pool. In the past three years, both claim frequency and severity have increased compared to historical averages.

During FY 2018, the Pool paid \$5.5 million in claim costs and opened 358 claims. These claims were for incidents that occurred between policy years 2007 and 2018.

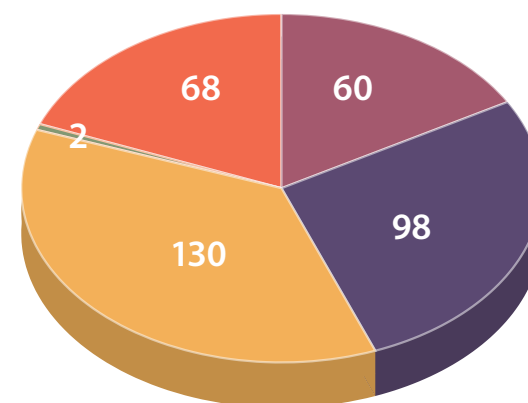
FY 2018 TOTAL PAID IN MILLIONS

■ Auto Liability ■ Auto Physical Damage ■ General Liability
 ■ Employment Practices Liability ■ Property



FY 2018 NEW CLAIMS

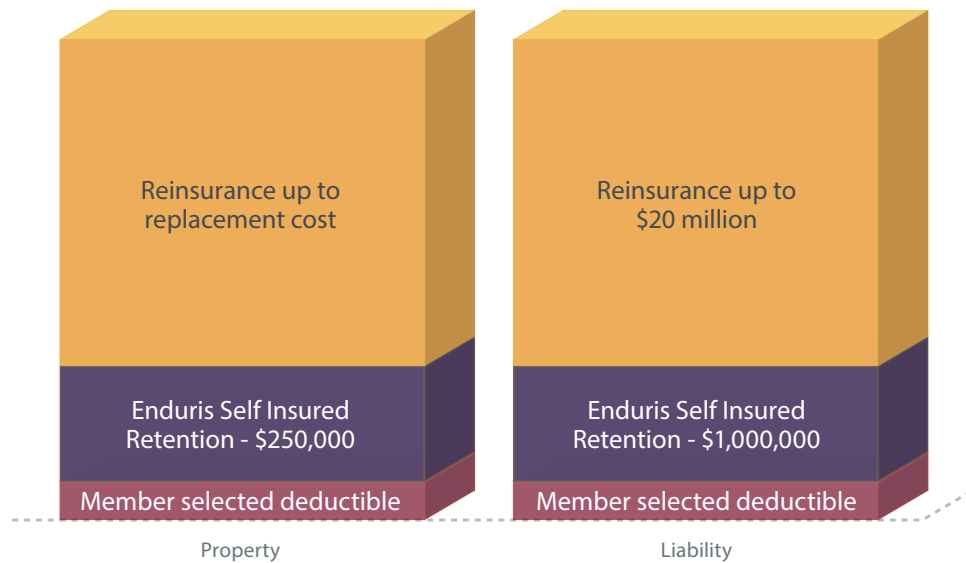
■ Auto Liability ■ Auto Physical Damage ■ General Liability
 ■ Employment Practices Liability ■ Property



Enduris purchases reinsurance to reduce the risk to the Pool in the event of large claims. Enduris maintains a self-insured retention (SIR) on both property and liability claims. The Pool pays claim costs up to \$250,000 on property and \$1,000,000 on liability losses. Claim costs in excess of the SIR are covered by the reinsurance policies. The reinsurance premiums paid by Enduris were \$3.4 million for FY 2018, a \$0.4 million increase over the prior year. The cost the Pool pays for reinsurance is based on exposures.

RESPONSIVE

WHO IS GOING TO PAY?



Administration expenses include the Pool’s general operating expenses such as payroll, travel, utilities, and member education. Administration expenses also include fees paid for contracted professional services (including pre-defense legal costs) and for insurance services and systems.

Administration expenses were \$3.5 million in FY 2018, a \$0.7 million increase over the prior year. The most significant increases were in insurance services and systems due to implementation of the Origami claims and data management system and in contracted services due to higher pre-defense costs.

STRENGTH

COMPARATIVE BALANCE SHEET

	2018	2017
Assets		
Current Assets		
Cash	\$17,988,711	\$15,047,607
Receivables		
Member Contributions	-	26,557
Accrued Copays/Deductible	115,372	109,247
Accrued Recoverables	993,444	1,015,140
Receivables	1,108,816	1,150,944
Prepaid Insurance	2,404,317	1,830,889
Other Current Assets	107,259	-
Total Current Assets	21,609,103	18,029,440
Capital Assets	5,379,363	5,673,310
Equity in GEM	975,708	-
Total Non-Current Assets	6,355,071	5,673,310
Total Assets	27,964,174	23,702,750
Deferred Outflow of Resources		
Deferred Outflow on Pensions	65,378	242,745
Liabilities		
Current Liabilities		
Accounts Payable	97,101	1,749,407
Payroll/Payroll Taxes Payable	64,336	1,042
Accrued Vacation Payable	174,657	83,266
Unearned Member Contributions	4,139,447	339,111
Claim Reserves	4,945,000	3,000,000
Other Current Liabilities	42,099	-
Total Current Liabilities	9,462,640	5,172,826
Non-Current Liabilities		
Accrued Vacation Payable	47,094	83,266
Claim Liabilities	7,420,552	8,535,659
Net Pension Liability	667,156	1,039,727
Total Non-Current Liabilities	8,134,802	9,658,652
Total Liabilities	17,597,442	14,831,478
Deferred Inflow of Resources		
Deferred Inflow on Pensions	300,042	164,941
Net Position		
Net Investment in Capital Assets	5,379,363	5,673,310
Unrestricted	4,752,705	3,275,766
Total Net Position	\$10,132,068	\$8,949,076

COMPARATIVE STATEMENT

REVENUES, EXPENSES AND CHANGES IN NET POSITION

For the Fiscal Years Ended August 31, 2018 and August 31, 2017

	2018	2017
Operating Income		
Member Contributions	\$13,150,970	\$12,021,541
Other	10,850	7,110
Total Operating Income	13,161,820	12,028,651
Operating Expenses		
Claims Expense	6,300,812	8,963,694
Reinsurance Premiums	3,421,615	3,410,914
Insurance Services	445,873	167,090
General and Administrative	465,103	467,497
Contracted Services	477,173	248,567
Payroll Expense	1,996,919	1,873,205
Depreciation	77,561	78,000
Total Operating Expenses	13,185,056	15,208,967
Operating Income (Loss)	(23,236)	(3,180,316)
Non-Operating Income (Expense)		
Interest and Investment Income	230,520	165,754
Change in Equity in GEM	975,708	--
Total Non-Operating Income (Expense)	1,206,228	165,754
Change in Net Position	1,182,992	(3,014,562)
Beginning Net Position	8,949,076	11,963,638
Ending Net Position	\$10,132,068	\$8,949,076

COVERAGE SUMMARY

Enduris Washington provides both liability and property coverage for the membership.

We also assist members with securing specialty coverage outside of the Enduris' Memorandum of Coverage (MOC). The Enduris MOC is occurrence form. The majority of coverage limits and sub-limits are per member and not shared among members.

LIABILITY

The liability program offers coverage based on members' specialized needs. Liability coverage includes: General Liability, Auto Liability, Employment Practices Liability, Public Officials Errors and Omissions, and Cyber Liability. Limits of \$20 million are per member and per occurrence. A majority of members maintain a \$1,000 deductible for liability claims, while the remaining choose higher limits in accordance to their risk tolerance. The SIR for Enduris liability claims is \$1 million. Losses over the SIR are covered by reinsurance carriers.

PROPERTY

Enduris provides property coverage through the Alliant Property Insurance Program (APIP). The property policy is "All Risk" providing members the broadest form of coverage with guaranteed replacement. The policy includes Earthquake, Flood, Boiler and Machinery, Crime, Cyber Coverage and Auto Physical Damage (APD). Members generally have a \$1,000 deductible for basic property and contents loss, and a \$250 deductible for APD. Some members choose higher deductibles. The property SIR for Enduris is \$250,000.

SPECIALTY

Enduris understands that some members have unique exposures; that is why we assist members in obtaining specialty policies that meet their needs. In PY 2018, 159 policies were secured for members. Specialty policies include Airport Liability, Marina Operators Legal Liability, Pollution Liability, Railroad Liability, and more. Enduris also procures \$25,000 Identity Fraud Expense Reimbursement coverage and Identity Fraud Resolution Services for all members. In addition, fire districts receive \$25,000 on-duty Accident and Health coverage.

SOLUTION

Enduris offers an array of risk management services designed to assist members with their unique

exposures. Whether through consultation with Enduris staff, legal experts or robust member education program, our primary goal is to prevent losses before they occur.

E-TRAINING MODULES

There are over 125 courses available in an online format through Local Gov U. Members used this training tool 1,223 times in PY 2018.

PRE-DEFENSE

This program is designed to assist members with legal advice before a claim or lawsuit is filed. In PY 2018 there were 47 member incidents requiring pre-defense services.

TRAINING SEMINARS

Enduris offers members in-person trainings. During PY 2018, 97 risk management seminars were available across the state on a variety of timely and relevant topics.

RISK MANAGEMENT INQUIRIES

In PY 2018 Enduris staff members responded to 283 inquiries on a variety of loss prevention topics, including contract review.

MRSC INQUIRIES

Enduris members have unlimited access to the legal experts at MRSC and took advantage of this benefit 467 times throughout PY 2018.

AGING/MENTAL HEALTH

Aging & Adult Care of Central Washington
Aging & Long Term Care of Eastern WA
Great Rivers Behavioral Health Org
Greater Columbia Behavioral Health
Lewis-Mason-Thurston AAA
North Sound Behavioral Health Org
Salish Behavioral Health Organization
Southeast WA ALTC Council of Governments
SW WA Council of Govts on Aging
Thurston Mason Behavioral Health Org

CEMETERY

Chelan County Cemetery District #1
Chelan County Cemetery District #4
Clark County Cemetery District #4
Clark County Cemetery District #5
Clark County Cemetery District #6
Colfax Cemetery District #6
Cowlitz County Cemetery District #2
Douglas County Cemetery District #2
King County Cemetery District #1
Lewis County Cemetery District #1
Lewis County Cemetery District #2
Pend Oreille Cemetery District #1
San Juan County Cemetery District #1
San Juan County Cemetery District #3
Skagit County Cemetery District #1
Skamania County Cemetery District #1
Thurston County Cemetery District #2
Whatcom County Cemetery District #6
Whatcom County Cemetery District #10
Whitman County Cemetery District #2

CLEAN AIR

Benton Clean Air Agency
Northwest Clean Air Agency
Olympic Region Clean Air Agency
Puget Sound Clean Air Agency
Southwest Clean Air Agency
Spokane Regional Clean Air Agency
Yakima Regional Clean Air Agency

CONSERVATION

Adams Conservation District
Asotin County Conservation District
Benton Conservation District
Cascadia Conservation District
Central Klickitat Conservation District
Clallam Conservation District
Clark Conservation District
Columbia Conservation District
Cowlitz Conservation District
Eastern Klickitat Conservation District
Ferry Conservation District
Foster Creek Conservation District
Franklin Conservation District
Grant County Conservation District
Grays Harbor Conservation District
Jefferson County Conservation District
King Conservation District
Kitsap Conservation District
Kittitas County Conservation District
Lewis County Conservation District
Lincoln County Conservation District
Mason Conservation District
North Yakima Conservation District
Okanogan Conservation District
Pacific Conservation District
Palouse Conservation District
Palouse-Rock Lake Conservation District
Pend Oreille Conservation District
Pierce Conservation District
Pine Creek Conservation District
Pomeroy Conservation District
San Juan Islands Conservation District
Skagit Conservation District
Snohomish Conservation District
South Douglas Conservation District
South Yakima Conservation District
Spokane Conservation District
Stevens County Conservation District
Thurston Conservation District
Underwood Conservation District
Wahkiakum County Conservation District
Walla Walla County Conservation

Whatcom Conservation District
Whidbey Island Conservation District
Whitman Conservation District

DIKING & DRAINAGE

Bertrand Watershed Improvement District
Clark County Diking District #14
Drayton Watershed Improvement District
Island County Diking District #1
Island County Diking District #2
King County Drainage District #1
King County Drainage District #7
Laurel Watershed Improvement District
Lewis County Flood District #1
Marshland Flood Control District
North Lynden Watershed Improvement Dist
Pacific County Drainage District #1
Pierce County Drainage District #10
Port Ludlow Drainage District
Silver Lake Flood Control District
Skagit Co Consolidated Diking Dist #22
Skagit Co Dike, Drainage & Irrig District #25
Skagit Co Drainage/Irrigation Dist #15
Skagit County Dike & Drainage Dist #5
Skagit County Dike District #17
Skagit Co Drainage/Irrigation Dist #15
Skagit County Drainage & Irrig Dist #17
Skagit County Drainage District #19
Snohomish County Diking District #1
Snohomish Co Drainage & Imp Dist #13
Snoqualmie Valley Watershed Improvement
South Lynden Watershed Improvement Dist
Stillaguamish Flood Control District
Sumas Watershed Improvement District
Thurston Co Chambers Ditch District #3
Wahkiakum Co Diking/Drainage Dist #1
Whatcom Co Flood Control Zone District
Yakima Co Drainage Improvement Dist #11
Yakima Co Drainage Improvement Dist #28

FIRE

Adams County FPD #6
Anderson Island Fire/Rescue
Asotin County FPD #1
Bainbridge Island Fire Department
Benton County FPD #1
Benton County FPD #2
Benton County FPD #4
Benton County FPD #5
Benton County FPD #6
Central Kitsap Fire & Rescue

Central Mason Fire & EMS
Chelan County FPD #6
Chelan County FPD #8
Chelan County FPD #10
Clallam County FPD #1
Clallam County FPD #3
Clallam County FPD #4
Clallam County FPD #5
Clallam County FPD #6
Clark County FPD #3
Clark County FPD #13
Cowlitz County-Lewis County FPD #20
Cowlitz-Skamania Fire District #7
Darrington Fire District #24
Douglas County FPD #3
Douglas County FPD #4
Douglas Okanogan County FPD #15
Ferry Co #3/Stevens Co #8 Joint FPD
Ferry County EMS District #1
Franklin County FPD #3
Graham Fire & Rescue
Grant County FPD #3
Grant County FPD #7
Grant County FPD #8
Grant County FPD #10
Grant County FPD #11
Grant County FPD #12
Grays Harbor County FPD #1
Grays Harbor County FPD #10
Grays Harbor County FPD #12
Grays Harbor County FPD #17
Grays Harbor County FPD #2
Grays Harbor/Pacific County FPD #15
King County FPD #45
Kitsap Readiness Ctr JMG
Kittitas County FPD #7
Kittitas County FPD #8
Klickitat County EMS District #1
Klickitat County FPD #1
Klickitat County FPD #3
Klickitat County FPD #4
Klickitat County FPD #11
Klickitat County FPD #13
Klickitat County FPD #14
Lake Stevens Fire
Lake Wenatchee Fire & Rescue
Lewis County FPD #2
Lewis County FPD #5
Lewis County FPD #8
Lewis County FPD #13
Lincoln-Adams County FPD #3

Lincoln County FPD #6
Lincoln County FPD #9
Mason County FPD #1
Mason County FPD #6
Mason County FPD #11
Mason County FPD #17
North Country Emergency Medical Service
Okanogan County FPD #2
Okanogan County FPD #7
Okanogan County FPD #8
Okanogan County FPD #10
Okanogan County FPD #11
Okanogan County FPD #12
Okanogan County Rural FPD #6
Pacific County FPD #1
Pacific County FPD #2
Pacific County FPD #4
Pacific County FPD #6
Pend Oreille County FPD #2
Pend Oreille County FPD #4
Pend Oreille County FPD #5
Pend Oreille County FPD #6
Pend Oreille County FPD #8
Pierce County FPD #18
Pierce County FPD #23
Poulsbo Fire Department
Renton Regional Fire Authority
San Juan County FPD #4
Skagit County FPD #4
Skagit County FPD #5
Skagit County FPD #7
Skagit County FPD #9
Skagit County FPD #12
Skagit County FPD #13
Skagit County FPD #15
Skagit County FPD #16
Skagit County FPD #17
Skamania County FPD #5
Skamania County FPD #6
Snohomish County FPD #25
South Bay Fire Department
South King Fire & Rescue
South Kitsap Fire & Rescue
South Pend Oreille Fire & Rescue
South Pierce Fire & Rescue District 17
South Whidbey Fire/EMS
Spokane County FPD #2
Spokane County FPD #3
Spokane County FPD #5
Spokane County FPD #10
Spokane County FPD #12

Spokane County FPD #13
Spokane Valley Fire Department
Stevens County FPD #1
Stevens County FPD #2
Stevens County FPD #5
Stevens County FPD #7
Stevens County FPD #9
Stevens County FPD #11
Stevens County FPD #12
Stevens County FPD #13
Thurston County FPD #5
Thurston County FPD #9
Vashon Island Fire & Rescue
Wahkiakum County FPD #2
Walla Walla County FPD #5
West Benton Fire Rescue
Whatcom County FPD #11
Whatcom County FPD #17
Whitman County FPD #5
Whitman County FPD #6
Whitman County FPD #7
Whitman County FPD #8
Whitman County FPD #10
Whitman County FPD #12
Whitman County FPD #13
Whitman County FPD #14
Yakima County FPD #7
Yakima County FPD #9
Yakima County FPD #14

IRRIGATION/RECLAMATION

Agnew Irrigation District
Ahtanum Irrigation District
Alta Vista Irrigation District
Badger Mountain Irrigation District
Benton Irrigation District
Brewster Flat Irrigation District
Bridgeport Irrigation District #1
Carnhope Irrigation District #7
Cascade Irrigation District
Chelan Falls Irrigation District
Chelan River Irrigation District
Cline Irrigation District
Columbia Irrigation District
Dungeness Irrigation District
Eastside/Westside Irrigation District
Entiat Irrigation District
Franklin County Irrigation District #1
Greater Wenatchee Irrigation District
Helensdale Irrigation District
Highland Irrigation District

Hutchinson Irrigation District #16
 Icicle Irrigation District
 Isenhardt Irrigation District
 Kiona Irrigation District
 Lake Chelan Reclamation District
 Methow-Okanogan Reclamation District
 Methow Valley Irrigation District
 Model Irrigation District #18
 Okanogan Irrigation District
 Oroville Tonasket Irrigation District
 Peshastin Irrigation District
 Selah and Moxee Irrigation District
 Terrace Heights Irrigation District
 Union Gap Irrigation District
 Wells Ranch Irrigation District
 Wenas Irrigation District
 Wenatchee-Chiwawa Irrigation District
 Wenatchee Heights Reclamation District
 Wenatchee Reclamation District
 Whitestone Reclamation District
 Wolf Creek Reclamation District
 Yakama Reservation Irrigation District
 Zillah Irrigation District

LIBRARY

Asotin County Library
 Central Skagit Rural Library District
 Columbia County Rural Library District
 La Conner Regional Library
 Lopez Island Library District
 North Olympic Library System
 Orcas Island Library District
 Pend Oreille County Library District
 Public Law Library of King County
 San Juan Island Library District
 Stevens County Rural Library District
 Upper Skagit Library District
 Walla Walla County Rural Library District
 Whitman County Rural Library District

MISCELLANEOUS

Benton-Franklin Council of Governments
 Chelan Douglas Transportation Council
 Community Connectivity Consortium
 Enduris
 Franklin County Emergency Management
 Grant County Hospital District #7
 Island Co Emergency Services Comm Ctr
 Kittcom
 Lopez Solid Waste Disposal District
 Lower Columbia Fish Recovery Board

Orcas Island Health Care District
 Pend Oreille Co Hospital District #2
 Public Hospital Dist #2 Snohomish County
 Spokane Aquifer Joint Board
 Spokane Regional Transportation Council
 Walla Walla Watershed Mgmt Partnership
 WA Fire Commissioners Association
 Whatcom Council of Governments

MOSQUITO CONTROL

Adams County Mosquito Control District
 Benton County Mosquito Control Dist #1
 Camano Island Mosquito Control Dist #1
 Clark County Mosquito Control District
 Columbia Mosquito Control District
 Cowlitz County Mosquito Control District
 Franklin County Mosquito Control
 Grant County Mosquito Control Dist #1
 Grant County Mosquito Control Dist #2
 Leavenworth Mosquito Control District
 Skamania County Mosquito Control Dist
 Touchet-Lowden Mosquito Control District
 Yakima County Mosquito Control Dist #1

PARK & RECREATION

Adams County Park & Rec Board #2
 Adams County Park District #1
 Adams County Parks & Recreation Dist #3
 Adams County Park & Recreation Dist #4
 Anderson Island Park & Recreation Dist
 Bainbridge Island Metro Park & Rec Dist
 Blaine-Birch Bay P & R District #2
 Central Klickitat County Park & Rec
 Clallam County Park & Recreation Dist #1
 Coulee Area Parks and Recreation Dist
 East County Park & Recreation District
 Eastmont Metropolitan Park District
 Fall City Metropolitan Park District
 Fidalgo Pool & Fitness Center
 Key Peninsula Metropolitan Park District
 Kittitas Park & Recreation District #1
 Lincoln Co Park & Recreation District #2
 Lincoln Co Park & Recreation District #3
 Manson Park & Recreation District
 Naches Park & Recreation District
 Oakesdale Park & Recreation District #4
 Orcas Island Park & Recreation District
 Peninsula Metropolitan Park District
 Quillayute Valley Park & Recreation Dist
 San Juan Island Park & Recreation Dist
 South Whidbey Park & Recreation District

Tekoa Park & Recreation District #6
 Tonasket Park & Recreation District
 Underwood Park & Recreation District
 Upper Valley Park & Rec Service Area
 Vashon-Maury Island P&R District
 Village Green Metropolitan Park District

PORT

Grant County Port District #4
 Grant County Port District #5
 Grant County Port District #6
 Grant County Port District #7
 Grays Harbor Historical Seaport Auth
 Klickitat County Port District
 Pangborn Memorial Airport
 Port District of South Whidbey Island
 Port of Allyn
 Port of Benton
 Port of Brownsville
 Port of Camas-Washougal
 Port of Centralia
 Port of Chehalis
 Port of Chelan County
 Port of Chinook
 Port of Clarkston
 Port of Columbia
 Port of Coupeville
 Port of Dewatto
 Port of Douglas County
 Port of Edmonds
 Port of Eglon
 Port of Friday Harbor
 Port of Garfield
 Port of Grandview
 Port of Grapeview
 Port of Hoodspport
 Port of Illahee
 Port of Ilwaco
 Port of Indianola
 Port of Kahlotus
 Port of Keyport
 Port of Kingston
 Port of Lopez
 Port of Manchester
 Port of Mattawa
 Port of Olympia
 Port of Orcas
 Port of Othello
 Port of Pasco
 Port of Pend Oreille

Port of Peninsula
 Port of Port Townsend
 Port of Poulsbo
 Port of Ridgefield
 Port of Royal Slope
 Port of Shelton
 Port of Silverdale
 Port of Skagit
 Port of Skamania County
 Port of Tracyton
 Port of Walla Walla
 Port of Waterman
 Port of Whitman County
 Port of Willapa Harbor
 Port of Woodland
 Wahkiakum County Port District #1
 Wahkiakum County Port District #2
 Warden Port District #8

PUBLIC DEVELOPMENT AUTHORITY

4Culture
 East Lewis County PDA
 Fort Worden Public Development Auth
 Foss Waterway Development Authority
 Odessa Public Development Authority
 Port of Grays Harbor
 Republic Public Development Authority
 West Plains/Airport Area PDA

PUBLIC FACILITIES

Capital Area Regional PFD
 City of Kent Special Events Ctr PFD
 Clark County Public Facilities District
 Cowlitz County Public Facilities Dist
 Edmonds Public Facilities District
 Everett Public Facilities District
 Grays Harbor Co Public Facilities Dist
 Greater Wenatchee Regional Events PFD
 Kitsap Public Facilities District
 Lewis County Public Facilities District
 Lynnwood Public Facilities District
 Richland Public Facilities District
 Skagit County Regional PFD
 Snohomish County Public Facilities Dist
 Spokane Public Facilities District

PUBLIC HEALTH

Asotin County Health District
 Benton Franklin Health District

Chelan-Douglas Health District
 Grant County Health District
 Kitsap Public Health District
 Northeast Tri County Health District
 Okanogan County Public Health
 Snohomish Health District
 Spokane Regional Health District
 Yakima Health District

WATER & SEWER

Admiral's Cove Water District
 Ashford Water District
 Bayview Beach Water District
 Black Diamond Water District
 Blalock Orchards Water District #12
 Burbank Irrigation District #4
 Cascade Valley Water District
 Cattle Point Water District
 Chelan Falls Water District
 Chinook Water District
 Clear Lake Water District
 Crockett Lake Water District
 Crystal Mountain Sewer District
 Diamond Lake Water & Sewer District
 Douglas County Sewer District #1
 East Wenatchee Water District
 Eastsound Sewer & Water District
 Four Lakes Water District
 Freeland Water District
 Grays Harbor County Water District #1
 Greater Bar Water District
 Hangman Hills Water District #15
 Highland Water District
 Highline Water District
 Hydro Irrigation District #9
 Inchelium Water District
 King County Water District #1
 King County Water District #20
 King County Water District #49
 King County Water District #111
 King County Water District #119
 Kittitas County Water District #4
 Kittitas County Water District #6
 Lagoon Point Water District
 Lake Chelan Sewer District
 Lake Forest Park Water District
 Ledgewood Beach Water District
 Lenora Water District
 Lewis County Water Sewer District 6

Liberty Lake Sewer and Water District
 Loon Lake Sewer District #4
 Main Street Sewer District
 Manchester Water District
 McKenna Water District
 Midway Sewer District
 Mukilteo Water & Wastewater District
 North Beach Water District
 North City Water District
 Penn Cove Water & Sewer District
 Public Utility District #1 of Skagit Co
 Sacheen Lake Water & Sewer District
 Samish Water District
 Scatchet Head Water District
 Seaview Sewer District
 Silverdale Water District #16
 Soos Creek Water & Sewer District
 Southwest Suburban Sewer District
 Spokane County Water District #3
 Stevens Pass Sewer District
 Strathview Water District #16
 SunLand Water District
 Swantown Water District
 Tri-City Estates Water District #45
 Valley View Sewer District
 Vel View Water District #13
 Vera Water and Power
 Whatcom County Water District #13
 Willapa Valley Water District

WEED

Adams County Noxious Weed Board
 Adams County Weed District #1
 Benton Co Noxious Weed Control Board
 Benton County Weed District #1
 Intercounty Weed District #51
 Intercounty Weed District #52
 Kittitas County Weed District #5
 Lincoln County Noxious Weed Ctrl Board
 Spokane County Noxious Weed Board
 Weed District #1 of Grant County
 Weed District #3 of Grant County

ENDURIS BOARD OF DIRECTORS AND STAFF

BOARD

Jeri Sevier, Chair (Port of Olympia)
Greg Brizendine, Vice-Chair (East Wenatchee Water District)
Andre Fresco, Secretary/Treasurer (Yakima County Health District)
Kim Bedier, Director (Everett PFD)
Vicki Carter, Director (Spokane Conservation District)
Noel Hardin, Director (Asotin County FPD #1)
Patsy Martin, Director (Port of Skagit)

ADMINISTRATION

Mark Kammers, Executive Director
Rafaela Ortiz, Ph.D, Chief Operating Officer
Alric Balka, Information Systems Coordinator
Joy Jelsing, Administrative Assistant
Kim Lewis, Administrative Assistant

CLAIMS & RISK MANAGEMENT

Sheryl Brandt, Chief Risk Officer
Joe Davis, Risk Manager/Underwriter
Carrie Miller, Claims Analyst
Kathy Johns, Administrative Assistant

MEMBERSHIP SERVICES

Joanne Bisquera, Director of Member Services
Shellie Klink, Marketing Coordinator
Sindy Joseph, Administrative Assistant

FINANCE

Kimberly Millikan, Director of Finance
Lynn Scharff, CPA, Director of Finance
Suzanne Heath, Financial Services Coordinator

Questions concerning the information provided
in this report or requests for additional
information should be addressed to:

Enduris

Sheryl Brandt, Executive Director

1610 S. Technology Blvd., Ste. 100, Spokane, WA 99224

509-838-0910 | 800-462-8418

